

# DAB - DAA

*DELTA series absolute filters for unidirectional flows*

Product	DAB	DAA
MPPS efficiency*	99,995 %	99,9995 %
CEN EN 1822 classification	H 14	U 15
Suggested final pressure drop	400 Pa	400 Pa
Maximum pressure drop	600 Pa	600 Pa
Maximum operating temperature	70 °C	70 °C
Maximum relative humidity	90 %	90 %

\* Average efficiency Punctual efficiency has an admitted penetration rate 5 times higher.

Delta DAB – DAA absolute filters are mini-pleated, with very high filtration efficiency; DAB filters belong to the HEPA class, whereas DAA filters belong to the ULPA class.

They are made of a mini-pleated glass fiber sheet with continuous thermoplastic separators. It is fixed to the frame with a polyurethane sealant. The medium is protected by white epoxy painted micro-drawn steel protection grids. There is also a semi-circular expanded polyurethane one-piece gasket. DAB –DAA filters have a robust construction, high quality and moderate pressure drops which assure a long operating life.

All the filters are individually tested through a

scanning system to make sure there are no pinholes in the medium; at the end of the test they are labeled with the test results.

### Applications

DAB –DAA filters are used in controlled contamination rooms with laminar flows.

They can be used to create filtration ceilings or walls compliant with the project surface requirements to reach the desired air cleanliness levels in the work space. HEPA class DAB filters meet most of the requirements of controlled contamination rooms; DAA filters, ULPA class, are able to meet the highest air cleanliness requirements.

The numerous sizes available allow you to solve all application requirements.

### Installation

DAB –DAA absolute filters can be installed both horizontally and vertically in proper frames where air tightness is assured thanks to the special one-piece gasket, made on the filtration element itself. Their lightness and sturdiness make installation operations easier and this limits installation times.

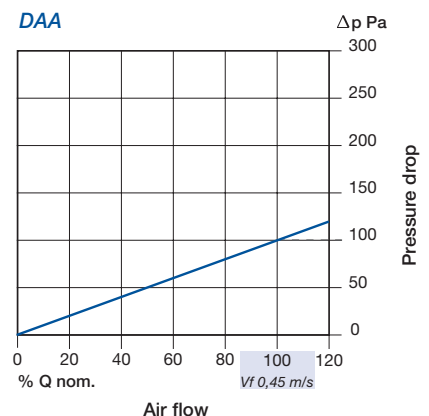
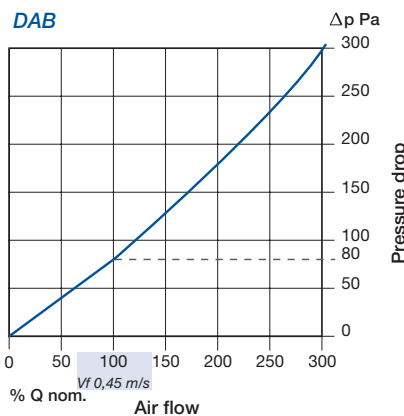
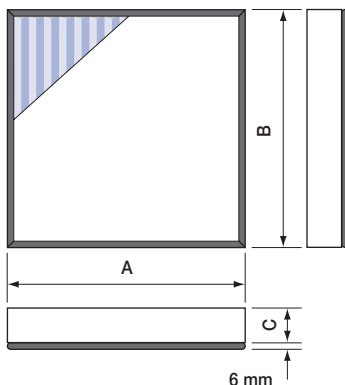
DAB –DAA filters must be fitted with high efficiency pre-filters to allow them to reach the longest operating life possible in the best operating conditions.

Type	Sizes (mm)			Nominal air flow rate Q.		Filtering surface m <sup>2</sup>	Initial pressure drop Pa	
	A	B	C	m <sup>3</sup> /h	m <sup>3</sup> /sx10 <sup>-3</sup> *		DAB	DAA
DAB - DAA								
3	305	x 305	x 115	150	42	5	80	100
42	305	x 610	x 115	300	84	10	80	100
43	457	x 457	x 115	340	95	11	80	100
41	457	x 610	x 115	450	125	14	80	100
4	610	x 610	x 115	600	167	20	80	100
7	762	x 610	x 115	750	209	24	80	100
8	915	x 610	x 115	900	250	28	80	100
9	1219	x 610	x 115	1200	333	40	80	100
72	915	x 762	x 115	1130	314	38	80	100
73	1219	x 762	x 115	1500	418	50	80	100
82	915	x 915	x 115	1360	378	45	80	100
83	1219	x 915	x 115	1800	502	60	80	100

\*1 m<sup>3</sup>/s x 10<sup>-3</sup> = 1 l/s

**Special types:** low pressure drop version available (LPD)

### Size - Typical curves



If the filters are used in turbulent flows at maximum face velocity, efficiency levels drop by one class.